

Scaled data based on original data using
LM-79-08 Approved Method: Electrical and Photometric Measurements of Solid-
State Lighting Products

Test Report Prepared for
Cooper Lighting Solutions
(formerly Eaton)

Brand: STREETWORKS

Report Number: P598368

Luminaire Tested: **PMM-SA2C-835-U-5NQ**

Issue Date: 5/27/2021

Test Information

Test Method: LM-79-08
Report Number: P598368
TEST IS SCALED FROM IESNA LM-79-08 TEST DATA (G2-1910-543-5)
Test Lab: INNOVATIONS CENTER
Issue Date: 5/27/2021
Manufacturer: COOPER LIGHTING SOLUTIONS (FORMERLY EATON)
Product Line: STREETWORKS
Catalog Number: PMM-SA2C-835-U-5NQ
Description: MESA POST TOP DECORATIVE LUMINAIRE. (2) LIGHTSQUARES WITH 16 LEDS EACH AND TYPE V NARROW OPTICS.
Light Source: -
Ballast/Driver: ELECTRONIC DRIVER

Summary

Lumens per Lamp: N/A
Luminaire Lumens: 10407 lumens
Efficiency: N/A
Efficacy: 92.1 lumens/watt
Luminous Opening: Rectangular (W 0.5' x L: 1' x H: 0')
IES Classification: Type V - Short
BUG Rating: B3 - U0 - G1

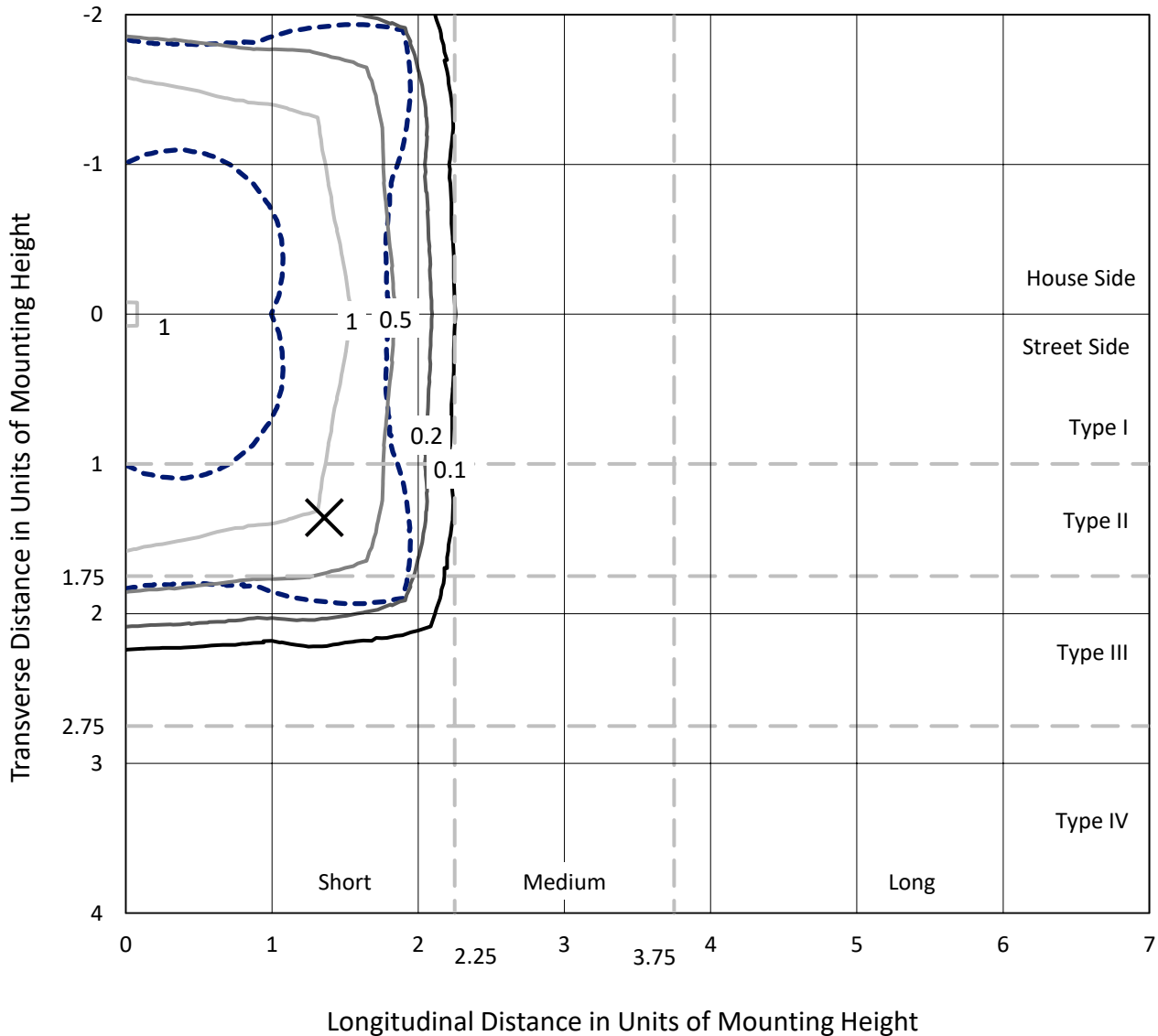
Input Watts (W): 113
Input Voltage (V): NR
Input Current (Ain): NR
Voltage Rise (V): NR
Power Factor: NR
Total Harmonic Distortion (THDi): NR
Frequency (hertz): 60
Stabilization Time: NR
Operation Time: NR
Ambient Temperature (°C): NR
Test Distance: 28.75 FT



REPORT NUMBER: P598368
 CATALOG NUMBER: PMM-SA2C-835-U-5NQ

Iso-Footcandle Lines of Horizontal Illumination

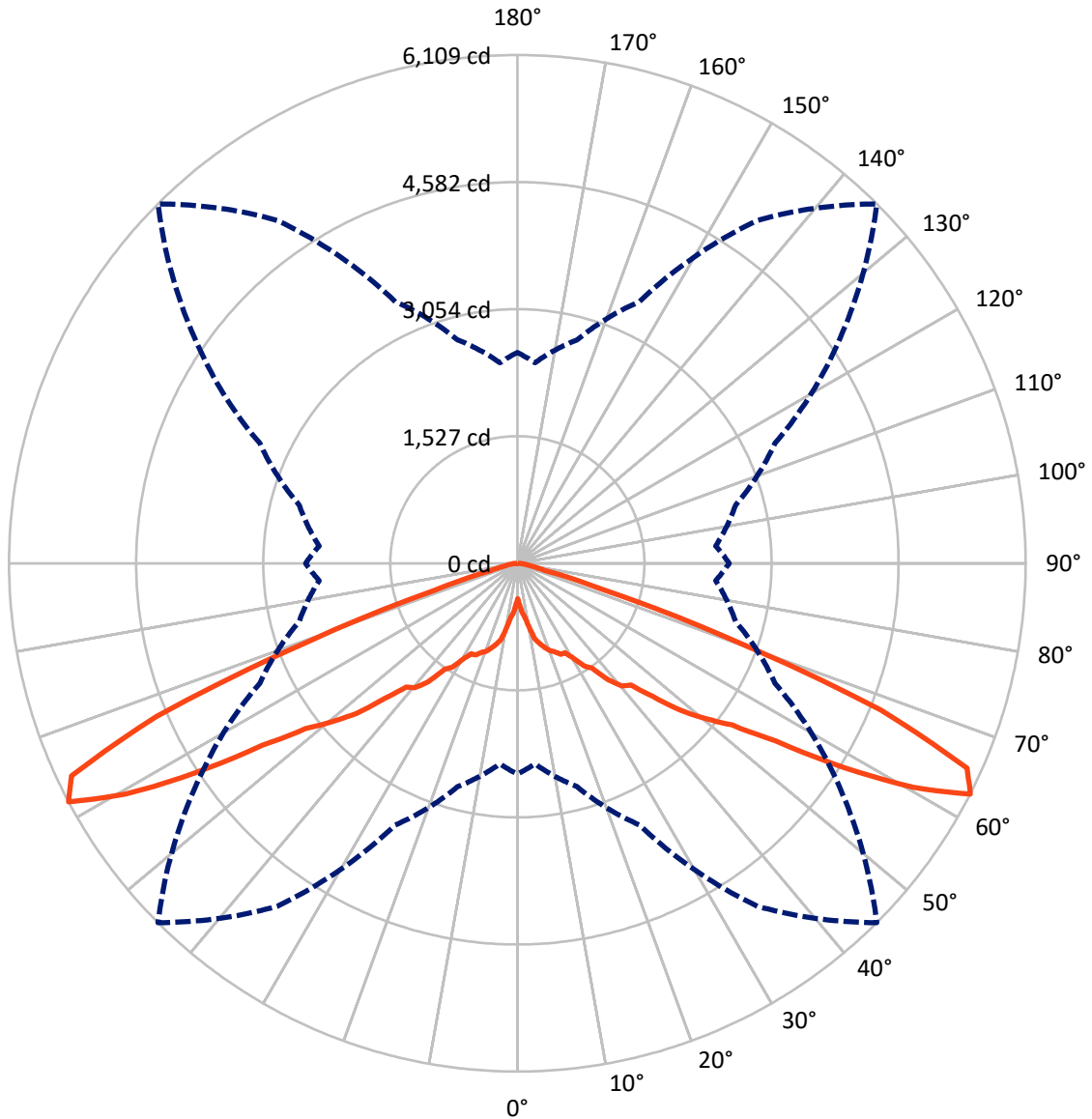
× Max cd
 - - - 1/2 Max cd



Based on 25 foot mounting height. Maximum calculated value = 1.8 fc
 Type V - Short - N/A

REPORT NUMBER: P598368
CATALOG NUMBER: PMM-SA2C-835-U-5NQ

Luminous Intensity Polar Plot



— Vertical Plane Through 45-Deg Lateral - - - Horizontal Cone Through 62.5-Deg Vertical

REPORT NUMBER: P598368

CATALOG NUMBER: PMM-SA2C-835-U-5NQ

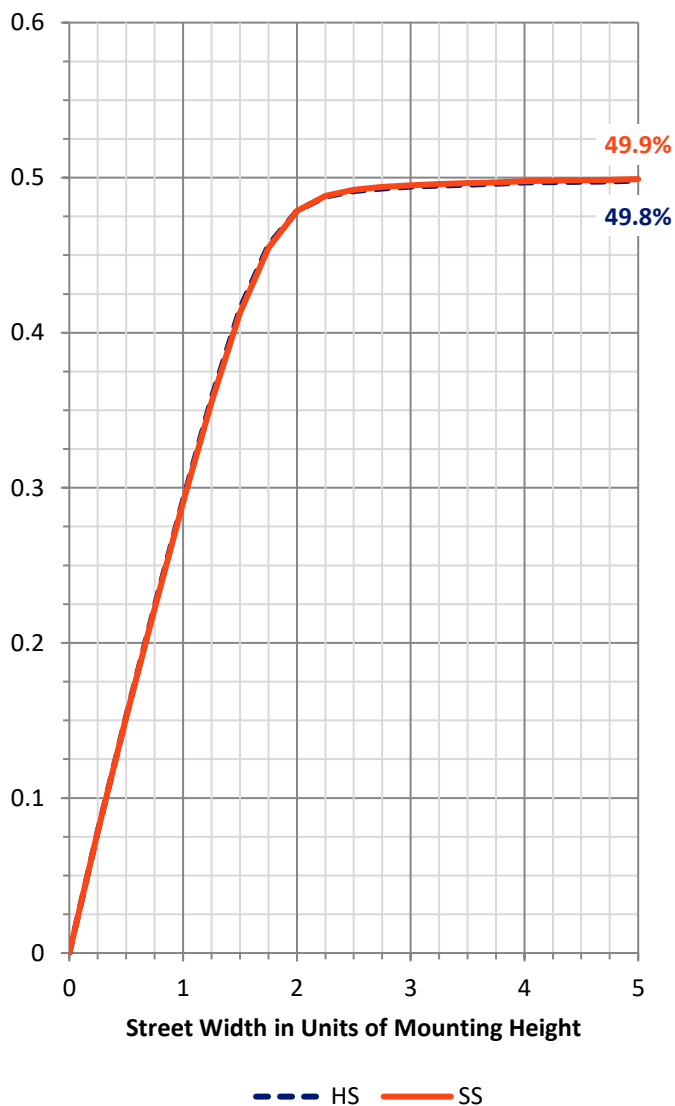
FLUX DISTRIBUTION:

		Downward	Upward	Total
House Side	Lumens	5203.5	0.0	5203.5
	% Fixture	50.0	0.0	50.0
Street Side	Lumens	5203.5	0.0	5203.5
	% Fixture	50.0	0.0	50.0
Total	Lumens	10407.0	0.0	10407.0
	% Fixture	100.0	0.0	100.0

ZONAL LUMENS:

Zone	Lumens	% Fixture
0°-10°	64.1	0.6
10°-20°	282.8	2.7
20°-30°	592.7	5.7
30°-40°	1116.7	10.7
40°-50°	2026.7	19.5
50°-60°	3424.4	32.9
60°-70°	2560.0	24.6
70°-80°	286.4	2.8
80°-90°	53.3	0.5
90°-100°	0.0	0.0
100°-110°	0.0	0.0
110°-120°	0.0	0.0
120°-130°	0.0	0.0
130°-140°	0.0	0.0
140°-150°	0.0	0.0
150°-160°	0.0	0.0
160°-170°	0.0	0.0
170°-180°	0.0	0.0
0°-90°	10407.0	100.0
0°-180°	10407.0	100.0

Coefficient of Utilization



REPORT NUMBER: P598368

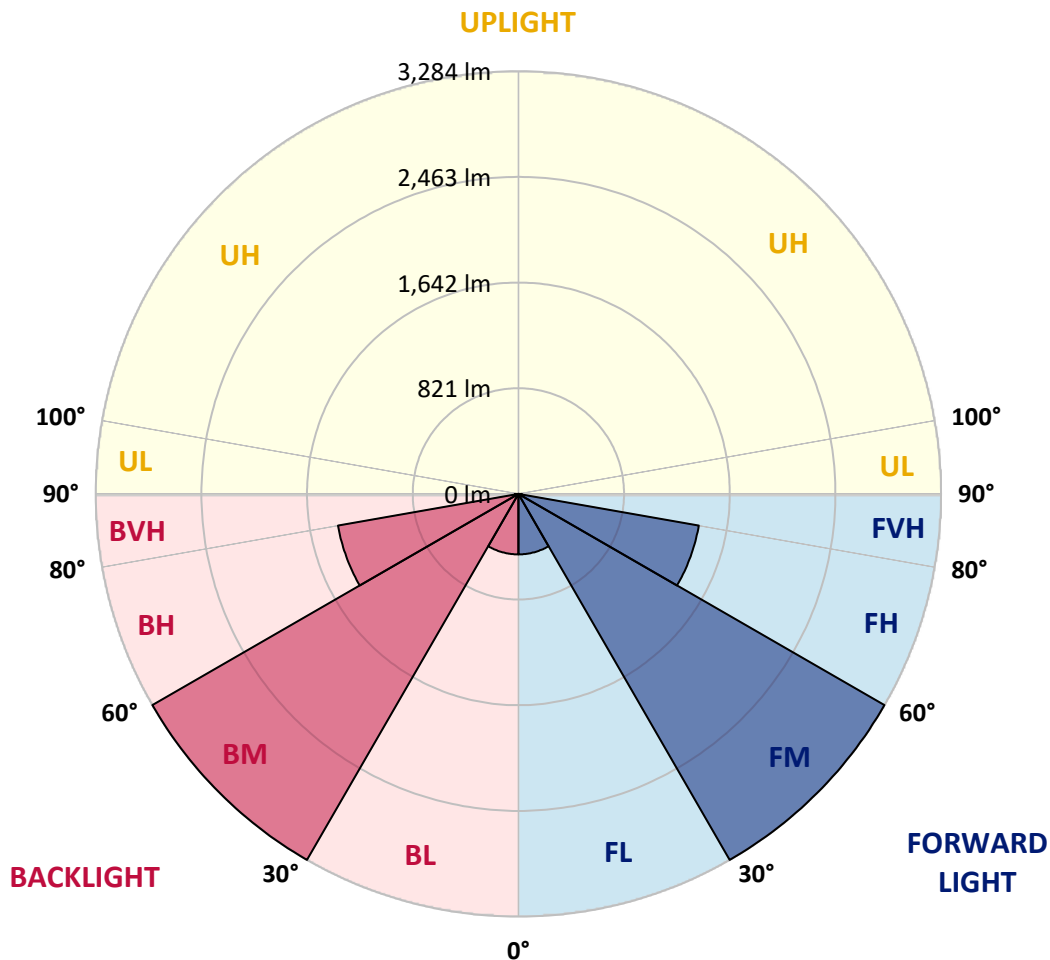
CATALOG NUMBER: PMM-SA2C-835-U-5NQ

LUMINAIRE CLASSIFICATION SYSTEM LUMEN TABLE AND BUG RATING:

Zone	Lumens	% Fixture	Zone Rating/Lumen Limit		
			B	U	G
FL (0°-30°)	469.8	4.5			
FM (30°-60°)	3283.9	31.6			
FH (60°-80°)	1423.2	13.7			G1/1800
FVH (80°-90°)	26.6	0.3			G1/100
BL (0°-30°)	469.8	4.5	B1/500		
BM (30°-60°)	3283.9	31.6	B3/5000		
BH (60°-80°)	1423.2	13.7	B3/2500		G1/1800
BVH (80°-90°)	26.6	0.3			G1/100
UL (90°-100°)	0.0	0.0		U0/0	
UH (100°-180°)	0.0	0.0		U0/0	

BUG Rating: B3-U0-G1

Type V Short





REPORT NUMBER: P598368
 CATALOG NUMBER: PMM-SA2C-835-U-5NQ

CANDELA DISTRIBUTION (FULL):

	0°	5°	15°	25°	35°	45°	55°	65°	75°	85°	90°
0°	425.5	425.5	425.5	425.5	425.5	425.5	425.5	425.5	425.5	425.5	425.5
2.5°	517.4	508.1	475.5	486.9	498.8	497.1	494.1	485.2	477.2	510.6	517.4
5°	659.7	638.5	627.1	617.7	615.6	592.8	624.1	620.7	631.3	649.1	666.4
7.5°	773.1	753.2	723.2	716.8	682.5	657.1	684.2	717.7	728.2	760.8	780.3
10°	814.6	797.3	802.8	774.4	772.7	779.9	774.0	781.6	809.5	805.7	820.1
12.5°	907.8	910.7	892.9	885.7	900.1	931.5	904.8	895.5	888.7	917.5	926.4
15°	995.0	1012.3	983.1	978.5	972.5	1001.8	973.0	986.9	999.2	1005.1	1001.8
17.5°	1118.6	1119.5	1086.9	1034.8	1054.3	1063.6	1050.9	1026.7	1084.7	1114.0	1115.7
20°	1199.9	1202.9	1138.5	1057.2	1112.3	1120.7	1114.4	1064.0	1141.1	1189.7	1187.6
22.5°	1287.6	1277.4	1190.2	1130.9	1150.4	1155.5	1141.9	1135.6	1189.7	1278.2	1265.1
25°	1346.4	1365.0	1278.2	1240.1	1223.6	1211.8	1229.1	1232.5	1288.0	1368.4	1324.0
27.5°	1487.0	1454.8	1318.9	1333.3	1298.1	1218.1	1294.3	1336.2	1324.4	1461.6	1495.0
30°	1611.9	1612.7	1422.2	1449.7	1384.5	1319.7	1402.3	1462.8	1448.0	1623.7	1592.0
32.5°	1771.5	1777.4	1600.4	1526.8	1482.7	1470.5	1460.3	1527.2	1619.5	1761.8	1764.7
35°	1943.8	1994.6	1754.1	1676.7	1601.7	1547.5	1605.9	1698.7	1758.8	1986.2	1945.9
37.5°	2279.6	2194.0	1997.2	1851.5	1803.7	1782.1	1813.0	1866.8	1996.7	2192.8	2261.8
40°	2478.1	2454.4	2186.4	2064.5	1879.9	1937.5	1920.5	2067.9	2175.4	2468.0	2474.3
42.5°	2781.7	2662.3	2421.4	2266.4	2100.5	2000.6	2106.4	2304.1	2434.1	2681.4	2798.2
45°	3021.8	2868.5	2682.6	2564.9	2355.4	2281.3	2319.4	2572.6	2735.6	2905.4	3059.0
47.5°	3287.3	3121.3	2935.4	2726.3	2521.8	2642.4	2575.1	2797.8	2957.0	3200.5	3344.4
50°	3620.9	3437.1	3199.2	3026.4	2891.0	2933.3	2922.7	3081.5	3277.9	3499.8	3663.2
52.5°	3988.4	3780.5	3551.0	3390.6	3333.4	3228.4	3365.6	3430.8	3575.6	3778.8	3970.6
55°	4245.4	4037.5	3898.6	3950.3	3935.1	3766.5	3886.8	3893.6	3823.7	3897.0	4090.0
57.5°	4205.6	4007.0	3988.0	4183.2	4474.9	4637.9	4452.0	4052.3	3790.7	3756.4	3960.9
60°	3677.2	3507.4	3681.9	4122.2	4972.0	5468.2	4752.6	3932.5	3501.5	3323.2	3520.6
62.5°	2534.0	2419.3	2780.9	3469.3	5031.7	6108.8	4741.6	3417.2	2715.7	2392.2	2545.5
65°	1201.2	1159.7	1465.0	2199.5	4191.2	5937.7	4142.5	2312.2	1563.2	1248.6	1283.3
67.5°	451.8	431.0	537.7	971.7	2639.9	4709.5	2784.7	1140.6	604.6	470.0	486.1
70°	256.6	241.8	255.7	354.4	1062.7	2667.4	1201.2	391.2	257.0	234.1	249.4
72.5°	202.0	190.5	192.6	214.2	366.7	1047.1	388.7	223.1	186.7	177.4	191.0
75°	166.8	156.7	156.2	168.1	213.8	340.0	219.7	170.6	151.2	144.4	155.4
77.5°	132.5	126.6	128.3	137.6	153.3	190.1	159.2	138.0	124.1	116.0	123.6
80°	97.0	96.1	102.9	111.4	114.3	127.9	119.4	111.4	99.1	87.6	90.6
82.5°	63.5	63.9	76.6	83.4	82.1	81.7	85.5	85.1	74.1	58.0	58.0
85°	36.4	37.3	47.0	52.5	51.7	41.1	54.2	54.6	47.4	35.1	33.9
87.5°	11.9	14.8	20.3	21.6	20.7	11.4	20.7	22.9	20.7	14.8	13.1
90°	0.0	0.0	0.0	0.0	0.0	0.0	0.0	0.0	0.0	0.0	0.0

(END OF REPORT)